
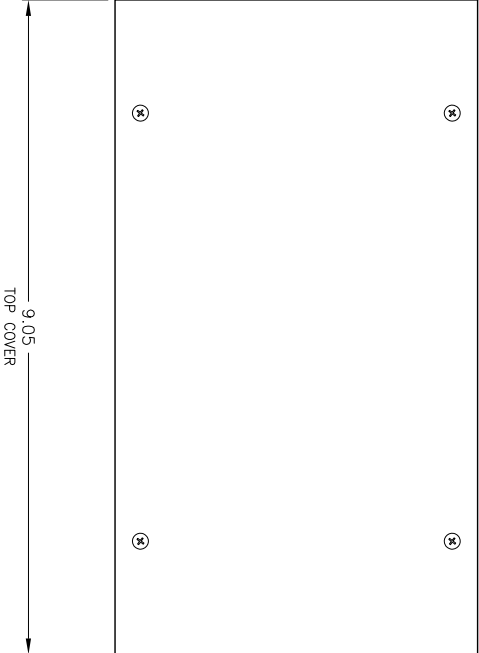


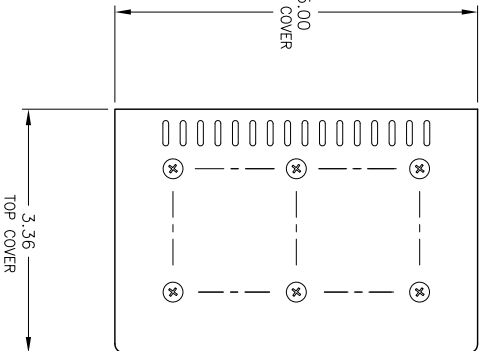
FRONT VIEW



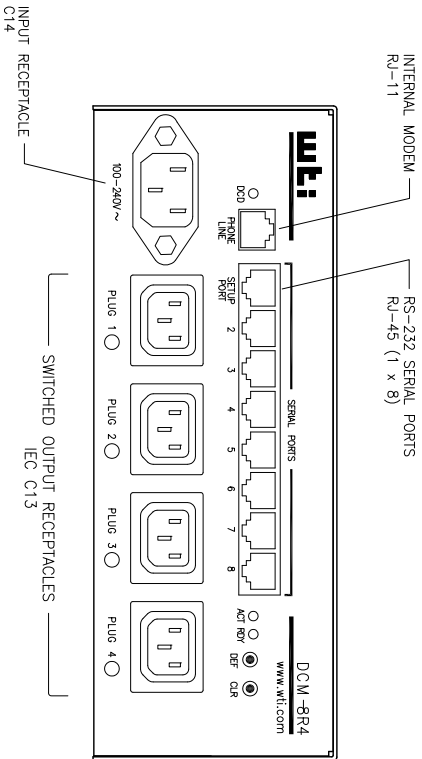
TOP VIEW



5.00 TOP COVER



BACK VIEW



<p>PRODUCTION CHANGING INSTRUCTIONS: 1. PRODUCTION CHANGING INSTRUCTIONS TO BE APPLIED TO THIS DRAWING TO BE RESPONSIBLE TO THE USER OF THIS DRAWING WITHOUT PERMISSION.</p>	
<p>UNLESS INDICATED OTHERWISE, DIMENSIONS ARE IN INCHES. DIMENSIONS IN PARENTHESES ARE IN MILLIMETERS. DIMENSIONS IN MILLIMETERS TAKE PRECEDENCE.</p>	
SCALE	1:1
<p>WTI Western telomatic inc. 6 electric drive dr. 62576 BOLI, IN 46106</p>	
TITLE	DIMENSIONAL DRAWING
DATE	3/2/10
CHK'D	ENG.
DATE ISSUED	FINISH
NEXT ASSEMBLY	
DWG No.	DCM-8R4-2
REV	A