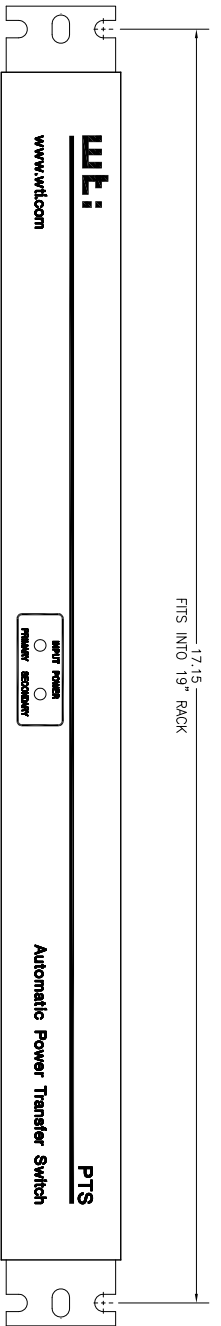
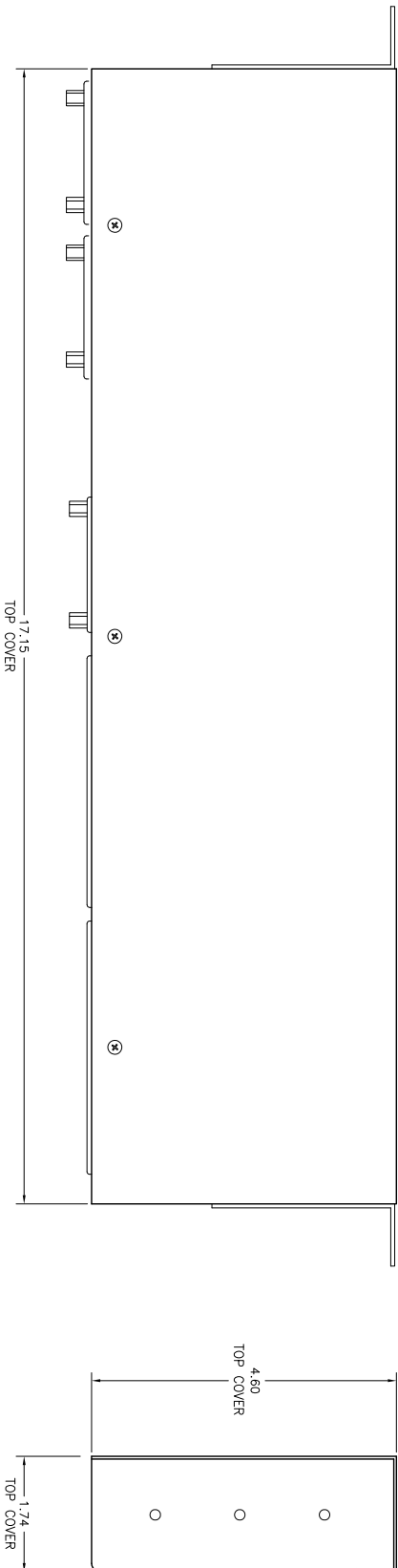


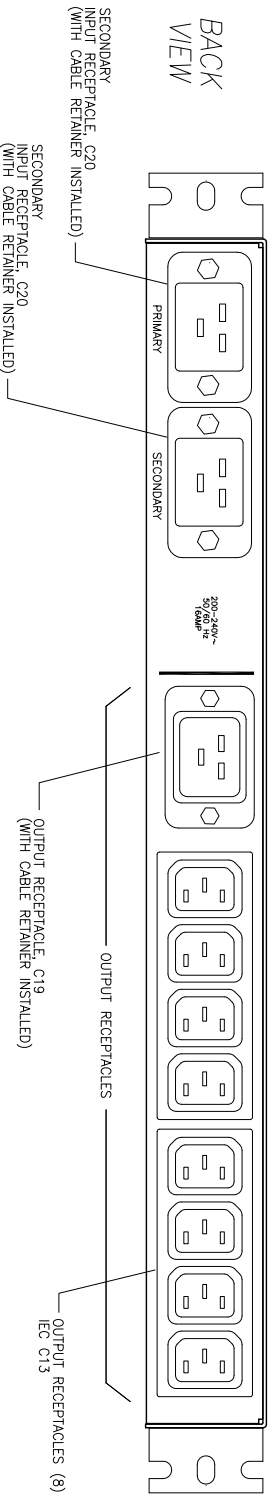
FRONT VIEW



TOP VIEW



BACK VIEW



<p>THIS DOCUMENT CONTAINS INFORMATION PROPRIETARY TO SYSTEMS MANAGEMENT ENGINEERING, INC. IT IS TO BE KEPT CONFIDENTIAL AND NOT TO BE REPRODUCED OR TRANSMITTED IN ANY FORM OR BY ANY MEANS, ELECTRONIC OR MECHANICAL, INCLUDING PHOTOCOPYING, RECORDING, OR BY ANY INFORMATION STORAGE AND RETRIEVAL SYSTEM, WITHOUT PERMISSION.</p> <p>TOLERANCE UNLESS OTHERWISE SPECIFIED:          DIMENSIONS: .005          ANGLES: .005          CONCENTRICITY: .010</p> <p>SCALE</p>		<p>DATE ISSUED</p> <p>DATE ASSIGNED</p> <p>DATE CHECKED</p> <p>DATE DESIGNED</p>	<p>ISSUED</p> <p>12/2011</p> <p>ENGR</p> <p>MATERIAL</p>
<p><b>WPE</b>  <b>system telematic inc.</b>          9800 W. 11th Ave. #200          Denver, CO 80202</p>		<p>TITLE</p> <p>Dimensional Drawing          PTS-9CM20-2R</p>	<p>DWG. No.</p> <p>PTS-9CM20-2R</p> <p>REV</p> <p>A</p>