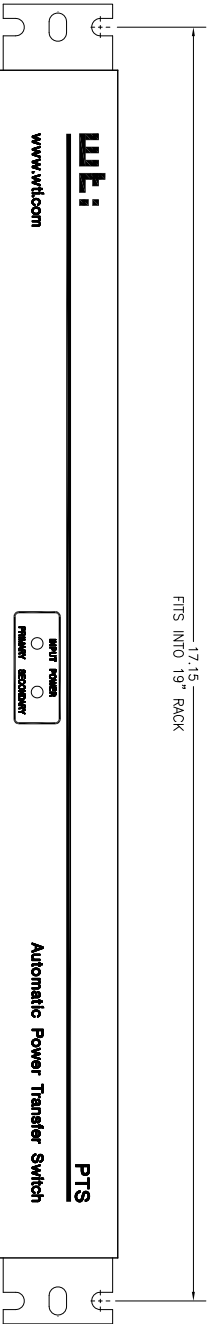
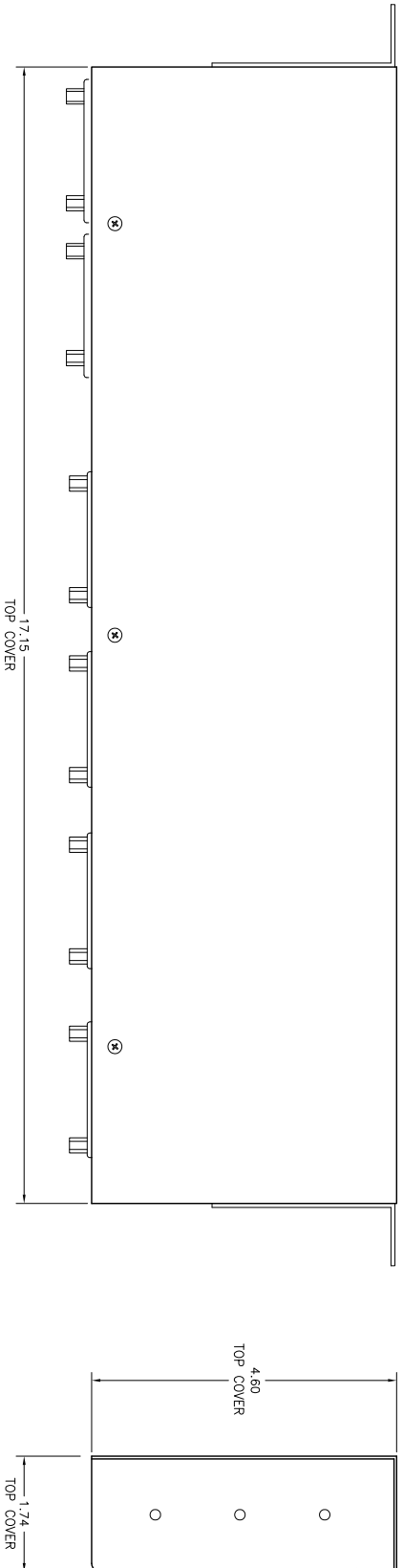


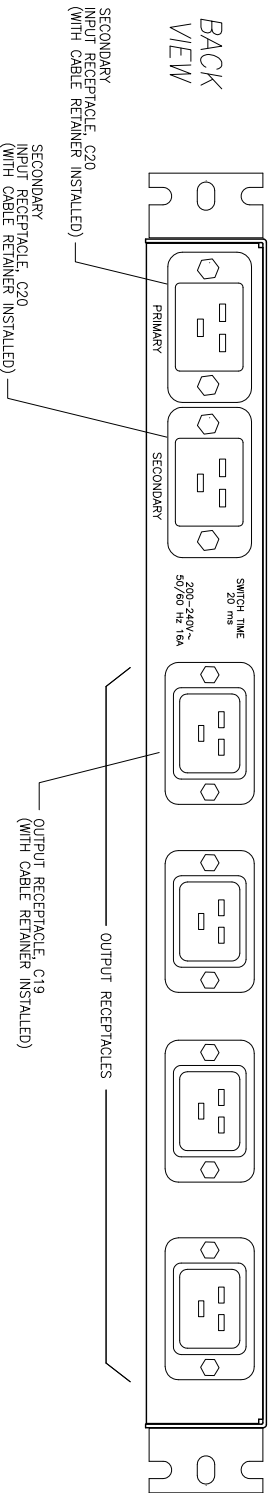
FRONT VIEW



TOP VIEW



BACK VIEW



<p>THIS DOCUMENT CONTAINS INFORMATION PROPRIETARY TO SYSTEMS MANAGEMENT ENGINEERING INC. IT IS THE PROPERTY OF SYSTEMS MANAGEMENT ENGINEERING INC. AND IS TO BE USED ONLY FOR THE PROJECT AND PURPOSE SPECIFICALLY IDENTIFIED HEREIN. PERMISSION TO REPRODUCE OR TRANSMIT IN ANY FORM OR BY ANY MEANS, ELECTRONIC OR MECHANICAL, INCLUDING PHOTOCOPYING, RECORDING, OR BY ANY INFORMATION STORAGE AND RETRIEVAL SYSTEM, IS FORWARDED TO THE COPYRIGHT OWNER BY PERMISSION.</p>	
DATE ISSUED	1/17/04
DESIGNED BY	1/200
CHECKED BY	1/200
CONVENTION	1/200
SCALE	
<p><b>WPE</b>  <b>systems telematic inc.</b>          9800 Kingsway, Suite 200          Houston, Texas 77056</p>	
TITLE	Dimensional Drawing
DATE	FTS-4MM-20-2R
ISSUED	
ENG.	
CHECKED	
DATE ASS'Y	
NEXT ASSEMBLY	
DWG. No.	PTS-4MM-20-2R
REV	A